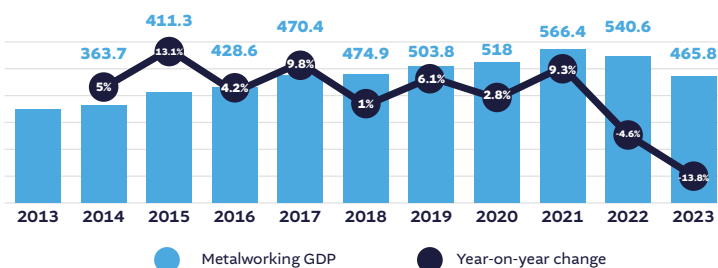


## SECTOR PROFILE

# METALWORKING

### Metalworking sector<sup>1</sup> within the Gross Domestic Product (GDP)

Figures in millions of USD



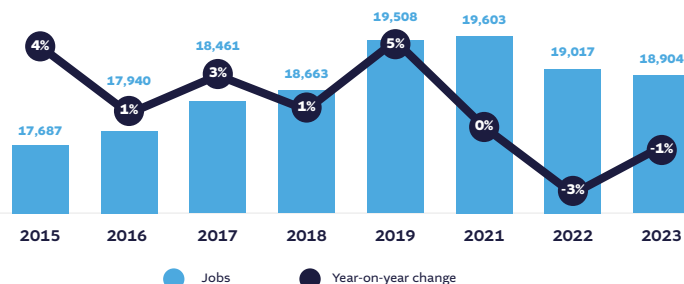
The metalworking sector has shown constant growth over the last decade, going from USD 363.7 million in 2014 to USD 465.8 million in 2023.



The compound annual growth rate (CAGR) of the metalworking sector in the period from 2013 to 2023 was 3%.

<sup>1</sup> For the calculation of GDP of the metalworking sector, the economic activity AE052 – manufacture of common metals and fabricated metal products, except machinery and equipment, was used.

### Jobs generated<sup>2</sup> by the metalworking sector



The metalworking sector generated 18,904 jobs in 2023, consolidating its contribution to generating employment opportunities in Guatemala.



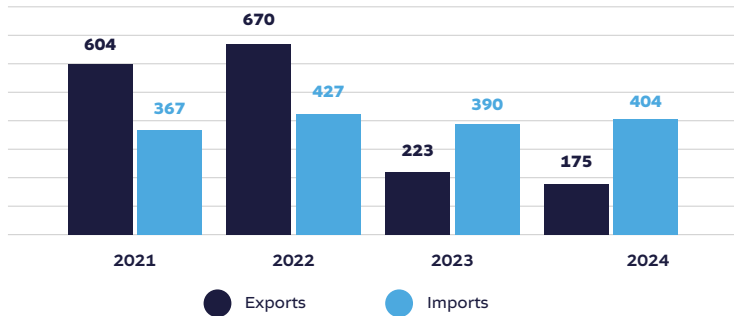
In 2019, the highest level of the period was reached with 19,508 jobs, highlighting year-over-year growth of 5%.

<sup>2</sup> To calculate the jobs generated by the metalworking sector, the economic activity AE052 – manufacture of common metals and fabricated metal products, except machinery and equipment, was used.

Source: Prepared by the author using data from the Bank of Guatemala

## Foreign Trade in the Metalworking Sector

Figures in millions of USD



In 2024, exports from the metalworking sector reached US\$175 million.



Cumulative exports from 2021 to 2024 total more than US\$1.67 billion, demonstrating the sector's sustained contribution to the country's economic development.



In 2024, the sector's imports exceeded exports by US\$229 million, reflecting the high demand for metalworking goods in the country and the opportunity to strengthen local production to serve that market.

## Main exports destinations for Guatemalan in 2024

Figures in millions of USD

